

**Stikforbindelser på nyt FIS kombiinstrument**

(8D0 919 034 F)

*T26a* - 26-pin connector (blue)	
1	Open
2	Signal for buzzer
3	Terminal 15 (Tænding)
4	Terminal 15 (Tænding)
5	Open
6	Terminal 61
7	Parking brake/brake system malfunction
8	ABS (input signal)
9	Airbag (input signal)
10	CAT
11	ASR
12	Open (sideairbags)
13	Parking light, right
14	Ignition switch, S-contact
15	Chime signal
16	Open
17	Open
18	Oil pressure 1.8 bar
19	Terminal 58d (instrument-lys "tændt")
20	Coolant level
21	Turn signal, right
22	Headlight high beams
23	Speedometer Vehicle Speed Sensor (VSS)
24	Brake fluid
25	Brake pads
26	Parking light, left

(8D0 919 034 F)

*T26* - 26-pin connector (yellow)	
1	Terminal 58 (Lys "tændt")
2	Terminal 58 (Lys "tændt")
3	Engine RPM signal
4	Air conditioner compressor
5	Clock (output)
6	Speed signal 1
7	Speed signal 2
8	Door contact (driver's door)
9	Terminal 30 (Batteri)
10	Terminal 30 (Batteri)
11	Open
12	Fuel tank warning
13	Turn signal, left
14	Open
15	Open
16	Seat belt buckle switch
17	Open
18	Terminal 31 (Stel)
19	Terminal 31 (Stel)
20	Diagnostic wire
21	Open
22	Open
23	Open
24	Startspærre
25	Sender for fuel gauge
26	Engine coolant temperature sensor

(8D0 919 034 F)

*T20* - 20-pin connector (red)	
1	Fuel consumption signal
2	Open
3	Open
4	Open
5	Outside air temperature
6	Selector lever display
7	Open
8	Open
9	Washer fluid
10	Hydraulic pressure
11	Trip computer reset
12	Clock signal for radio frequency display
13	Data signal for radio frequency display
14	Trip computer (forward sequence)
15	Enable signal for radio frequency display
16	Tail lights/headlight low beam (indicator lights)
17	Open
18	Trip computer (reverse sequence)
19	Brake lights
20	Open

(8D0 919 034 F)




*T4a* - 4-pin connector (black)	
1	Oil temperature signal
2	Open
3	Open
4	Open

**INFO!!!!**


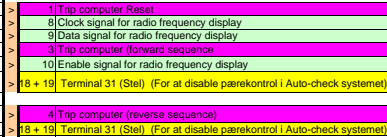
Klemme 30 Batterispænding  
 Klemme 15 Tændingsspænding  
 Klemme 58 Lys "tændt" spænding  
 Klemme 58d Instrumentbelysning (justeret på instrument)  
 Klemme 31 Ste

**Forbindelsespunkter fra FIS instrument til resten af bilen**

Forbindelserne er som de eksisterende stik....



(ikke monteret for at disable sprintervækstand i Auto-check systemet)



**Stikforbindelser på gammelt kombiinstrument**

(8D0 919 034 B)


26-pin connector (blue)	
1	Open
2	Signal for buzzer
3	Terminal 15 (Tænding)
4	Terminal 15 (Tænding)
5	Open
6	Terminal 61
7	Parking brake/brake system malfunction
8	ABS (input signal)
9	Airbag (input signal)
10	CAT
11	ASR
12	Open (sideairbags)
13	Parking light, right
14	Ignition switch, S-contact
15	Chime signal
16	Open
17	Open
18	Oil pressure 1.8 bar
19	Terminal 58d (instrument-lys "tændt")
20	Coolant level
21	Turn signal, right
22	Headlight high beams
23	Speedometer Vehicle Speed Sensor (VSS)
24	Brake fluid
25	Brake pads
26	Parking light, left

(8D0 919 034 B)

26-pin connector (yellow)	
1	Terminal 58 (Lys "tændt")
2	Terminal 58 (Lys "tændt")
3	Engine RPM signal
4	Air conditioner compressor
5	Clock (output)
6	Speed signal 1
7	Speed signal 2
8	Door contact (driver's door)
9	Terminal 30 (Batteri)
10	Terminal 30 (Batteri)
11	Open
12	Fuel tank warning
13	Turn signal, left
14	Open
15	Open
16	Seat belt buckle switch
17	Open
18	Terminal 31 (Stel)
19	Terminal 31 (Stel)
20	Diagnostic wire
21	Open
22	Open
23	Open
24	Startspærre
25	Sender for fuel gauge
26	Engine coolant temperature sensor

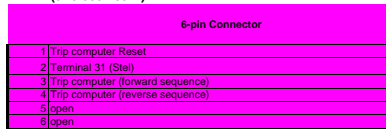
**Stikforbindelser Concert radio**

(4D0 035 186 C)




**Stikforbindelser FIS-Viskerarm**

(8D9 953 403 A)



**Stikforbindelser motor-controller (MCU)**

(4D0 907 551)



**Stikforbindelser nye Sensorer**

(8D0 820 535)

